

# Instruction manual

## Smart RGB+IC Led Strip 5m

You will need Nous Smart Home App. Scan the QR code or download it from [direct link](#)



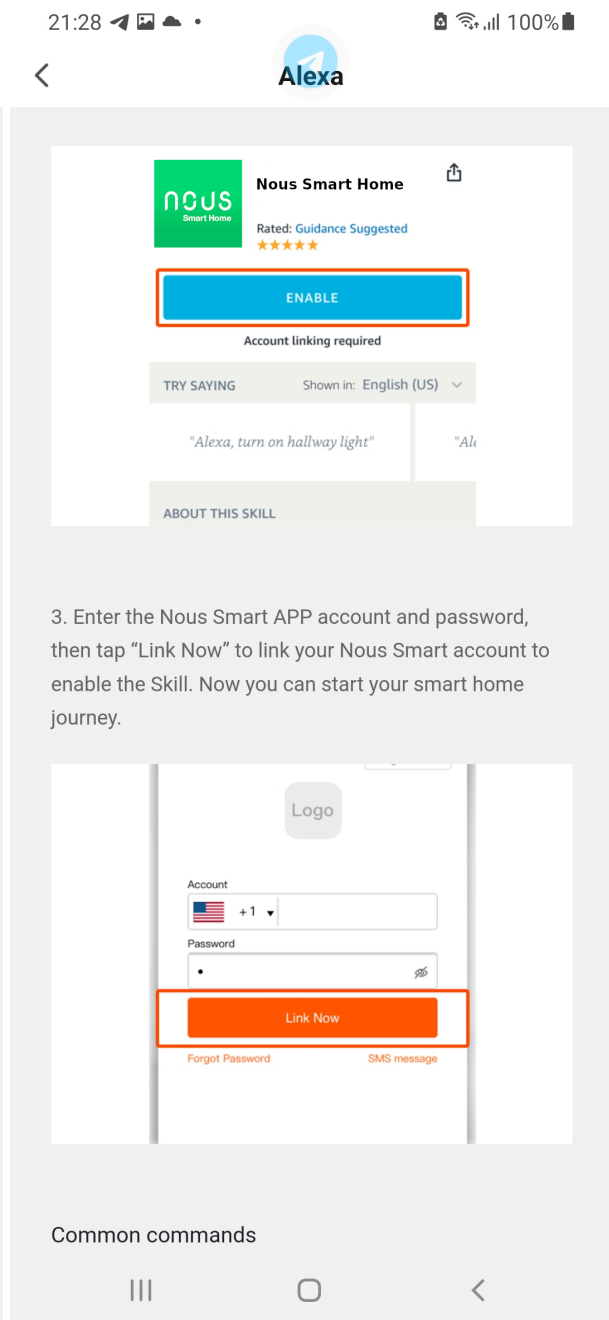
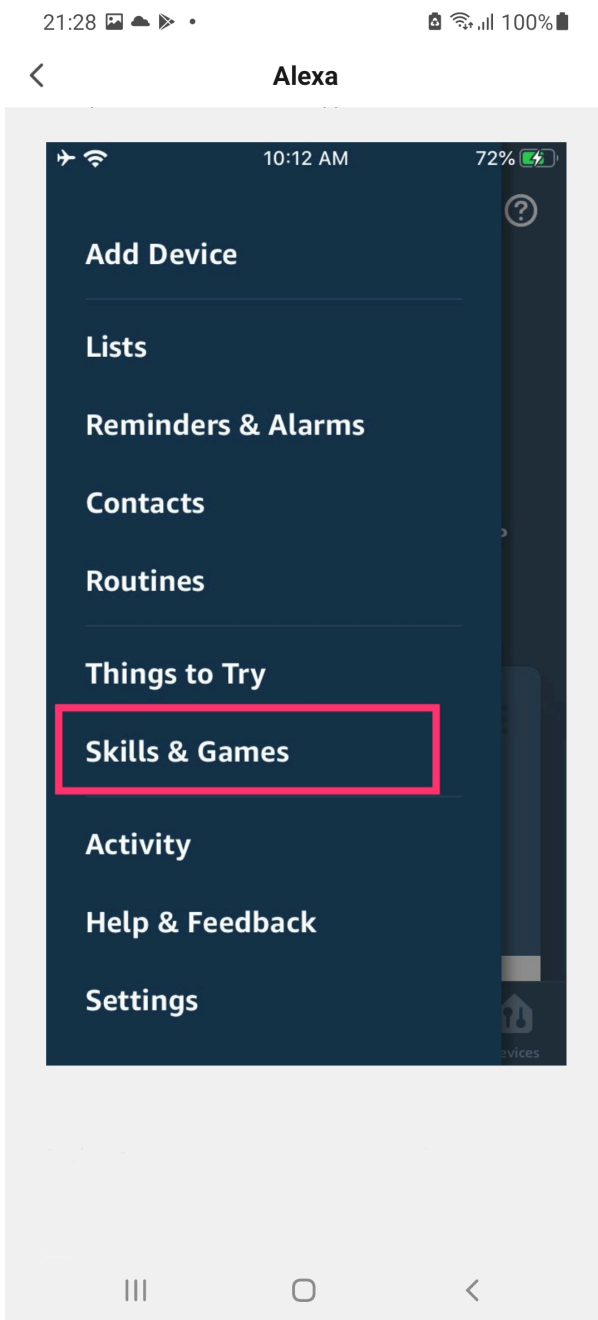
## How to add your device to the Nous Smart app



1. Connect led strip and controller together
2. Plug in the power adapter
3. Make sure that strip is blinking rapidly(if not, **hold power button on controller for 10 seconds untill it starts blinking fast** or **disconnect and connect power adapter 5 times**)
4. Turn on Bluetooth and Location on your phone(temporarily)
5. Open Nous Smart app (register in app if needed)
6. Press + and Add device
7. **Autoscan will appear** and it will suggest you to add new device (or you can pick led strip category, **press led strip and connect it manually**)
8. Confirm connection and your WiFi network data
9. Start pairing
10. After pairing is done, you can rename your device if you wish and its ready to be used

# How to connect your device with Alexa

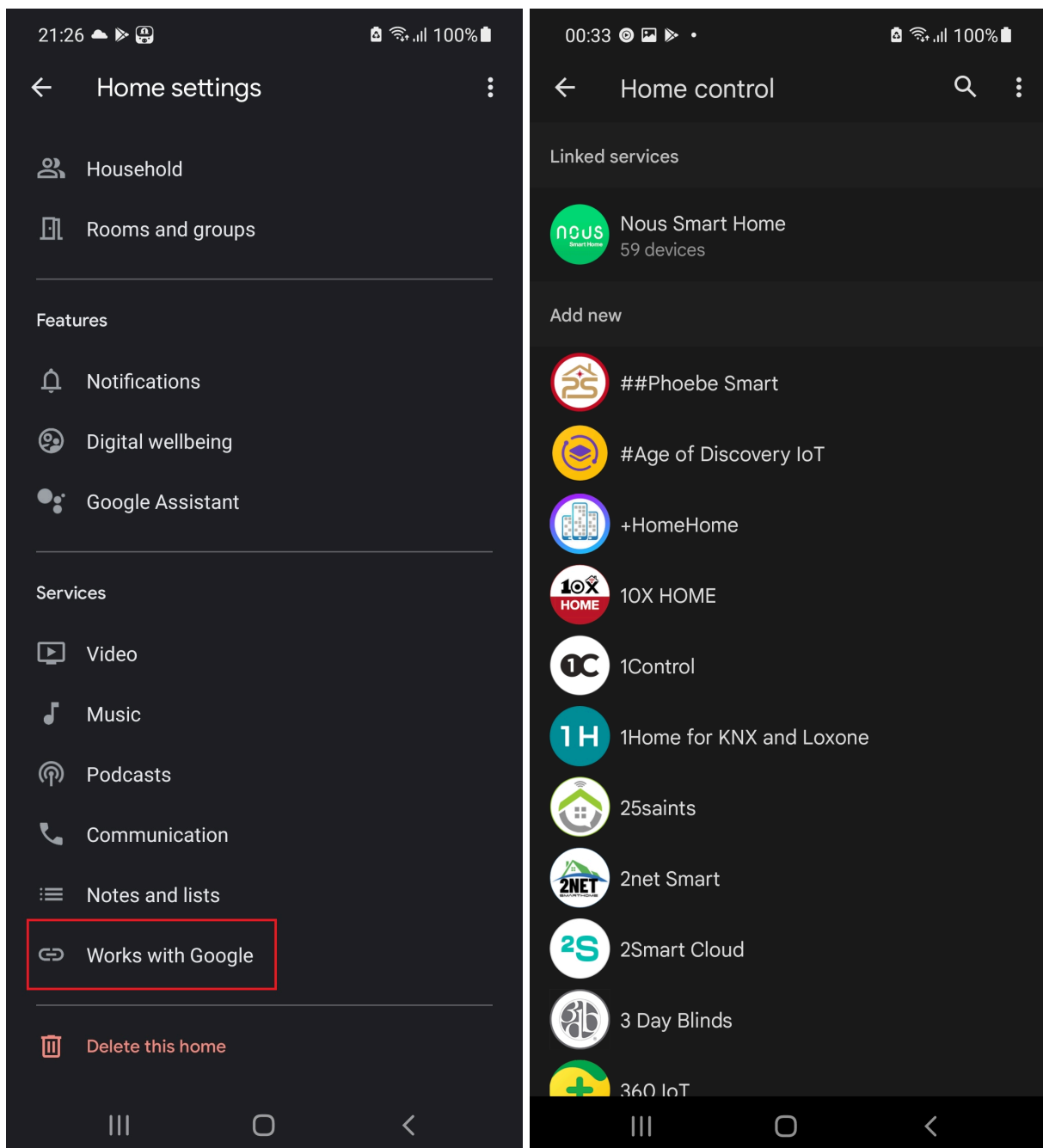
1. You have to have Alexa app on your smartphone
2. Go to settings and press "Skill and Games"
3. Search for the Nous Smart Home skill
4. Enable it
5. Link your Nous account with Alexa
6. Ask Alexa to discover new devices



3. Enter the Nous Smart APP account and password, then tap "Link Now" to link your Nous Smart account to enable the Skill. Now you can start your smart home journey.

# How to connect your device with Google Home

1. You have to have Google Home app on your smartphone
2. Go to the home settings and press "works with google"
3. Search for the Nous Smart Home
4. Link the account with the Google Home
5. All devices from Nous Smart app will appear in Google Home after synchronization



# How to disconnect and wipe all data

